Webnetism

IOS Mail with IMAP Email Setup Guide

Settings Overview

Your name	[the name displayed so people can identify you and reply to you e.g., “Webnetism Support” for support@webnetism.com]
Username	[your email address]
Password	[your password]
E-Mail Address	[your email address]
Account Type:	IMAP
Incoming mail server:	mail.webnetism.com
Outgoing mail server (SMTP):	mail.webnetism.com
Incoming/Outgoing Authentication	Password
Incoming server IMAP (port):	993
Incoming server encrypted connection:	TLS/SSL
Outgoing server SMTP (port):	465/587
Outgoing server encrypted connection:	TLS/SSL

1. To set up an email account on iOS, firstly tap **“Settings”** on the home screen.



2. Next, scroll down and click **“Apps”** and then click **“Mail”**

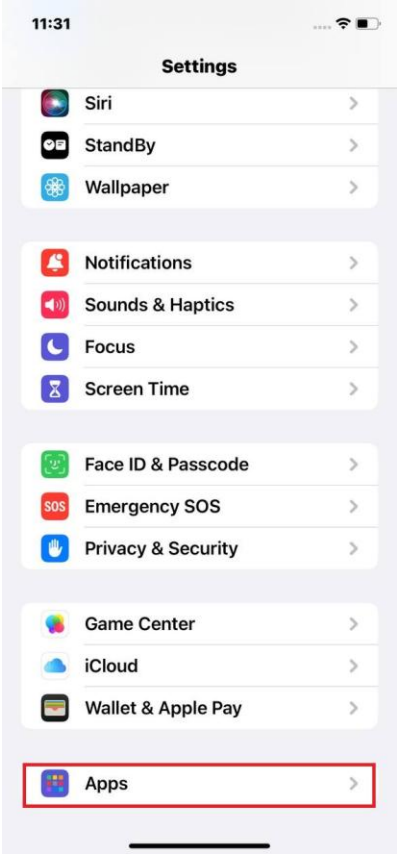

3. Tap **"Mail Accounts",** and then click **"Add Account"**

4. Click **"Other"**

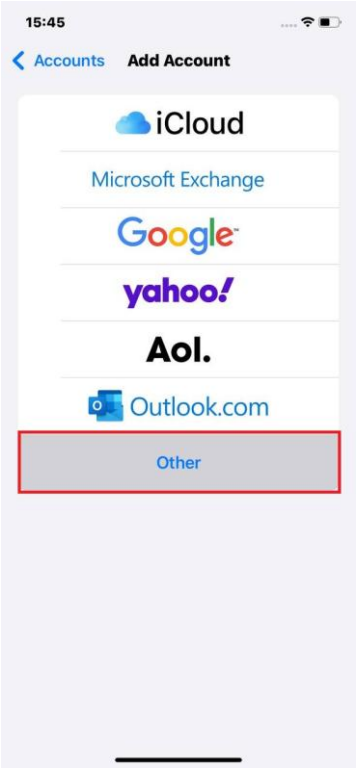

5. The "**New Account**" window will appear, enter the following details on this page and tap **"Next":**

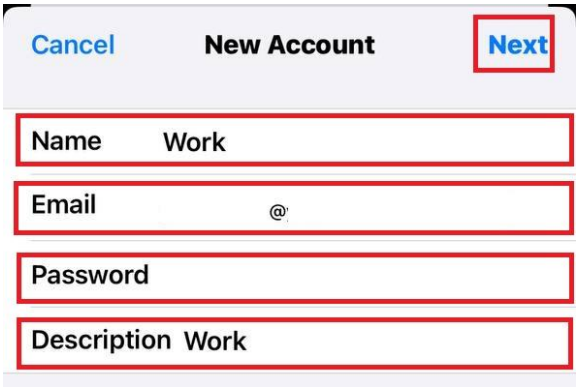

Field	Instruction / Detail
Name	Enter a friendly name you want others to see (e.g., your full name).
Email	Enter your full email address.
Password	Enter the password associated with your account.
Description	Enter a description for your email account (e.g., Work).

6. Before you enter any details make sure you are on the **IMAP** tab not **POP**.

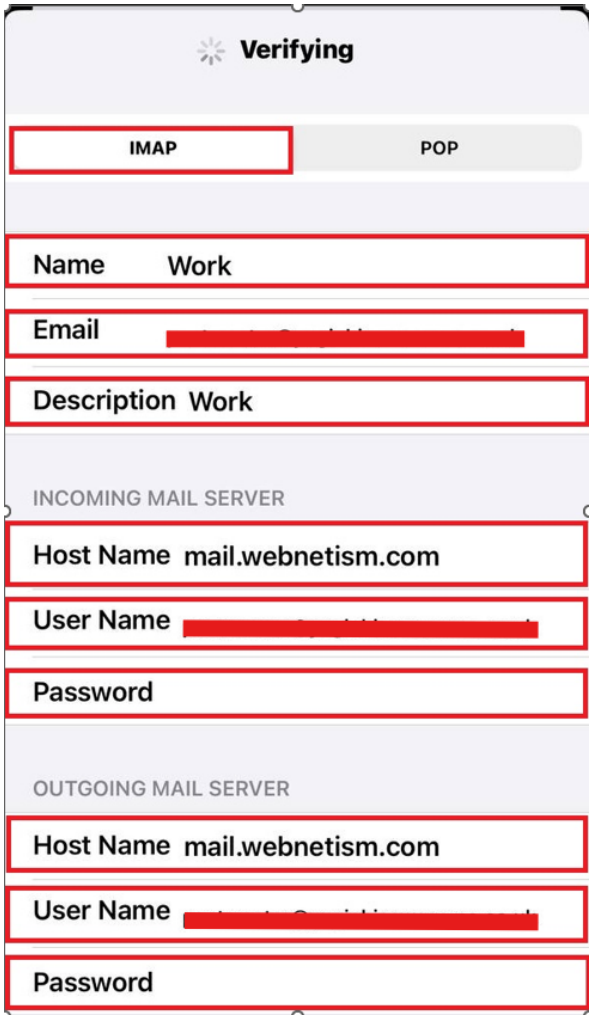

Then enter the below information that is required on this page for the **incoming** and **outgoing** servers and tap **"Save".**

Field	Value
Host Name	mail.webnetism.com
User Name	Your full email address
Password	Your email password

7. Decide whether you want to use Notes and then tap **"Save".**

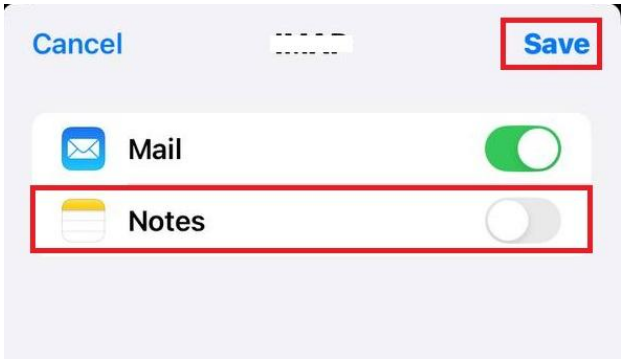

Settings overview

Your name	[the name displayed so people can identify you and reply to you e.g., "Webnetism Support" for support@webnetism.com]
Username	[your email address]
Password	[your password]
E-Mail Address	[your email address]
Account Type:	IMAP
Incoming mail server:	mail.webnetism.com
Outgoing mail server (SMTP):	mail.webnetism.com
My outgoing server (SMTP) requires authentication	True (ticked): *Use same settings as my incoming mail server*
Incoming server IMAP (port):	993
Incoming server encrypted connection:	SSL
Outgoing server SMTP (port):	465
Outgoing server encrypted connection:	TLS