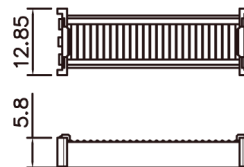
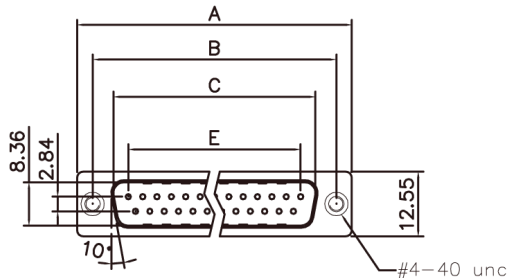


RoHS COMPLIANT

REVISIONS				
REV	ECN NO.	DESCRIPTION	APPROVED BY	DATE
A		△	KING CHIU	2006-08-19



Cover

Product Specification

Material

Insulator : Glass-Filled Thermoplastic PBT, UL94V-0

Contact : Copper alloy

Shell : Steel, 100u" Tin Over 50u" min Copper

Clinch Nut : Brass, Nickel Plated

Electrical

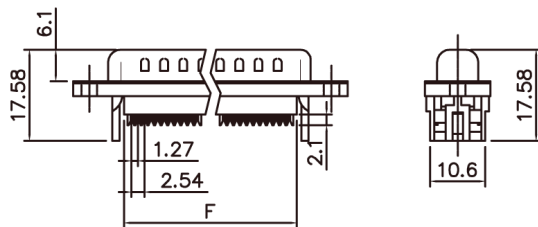
Contact Resistance : 20 milliohms
Max at 1 AMP DC.

Insulation Resistance : 1000
megohms at 500 VDC

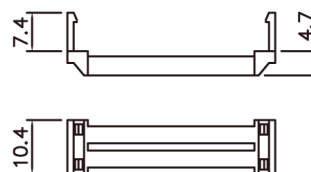
Dielectric Withstanding Voltage :
1000 VAC/rms 60Hz for 1 minute

Current Rating : 3 AMP

Volatge Rating : 250 VAC/rms 60Hz



With Insulator Support



Strain Relief

ORDER CODE:

FDXXXXM3-R

Shell+No positions

GENDER

E09

P=Plug

A15

S=Socket

B25

C37

Dimensions

Positions	A	B	C	E	F
9	30.81	24.99	16.92	11.08	13.10
15	39.20	33.30	25.25	19.39	20.70
25	53.04	47.04	38.96	33.24	33.68
37	69.40	63.50	55.42	49.86	50.30

DIMENSIONS: <input type="checkbox"/> MM [INCH] <input type="checkbox"/> INCH [MM] <input checked="" type="checkbox"/> MM ONLY	CAD GENERATED DRAWING, DO NOT MANUALLY UPDATE	
	DRAWN BY AND DATE JUSTIN XING 05-18-06	
UNLESS OTHERWISE SPECIFIED, GENERAL TOLERANCE: DECIMALS ANGLES X: ±0.38 [0.015] X° ±3° .X ±0.25 [0.010] .X° ±1.0° .XX ±0.13 [0.005]	CHECKED BY AND DATE JUSTIN XING 05-18-06	DRAWING NO. FDXXXXM3-R
MATERIAL	APPROVED BY AND DATE KING CHIU 05-18-06	REV A
FINISH	SCALE: 1 : 1	SIZE: A3
THIRD ANGLE PROJECTION		FILE NO.: SHEET 1 OF 1

DO NOT SCALE DRAWING