

A photograph of a modern house with a white exterior and a dark grey roof. The house features a large glass extension on the left side, with a balcony on the upper floor. A wooden porch with a gabled roof covers the entrance. The sky is clear blue.

# get snug®

WINDOWS + DOORS

**PVC-U COLLECTION**

there's no place like  
**home**





# Windows and doors, made in and for the UK

## CONTENTS

- 6 INTRODUCTION**
  - 6 Home is where the heart is
- 8 ENERGY-EFFICIENCY**
  - 9 Smart and sustainable solutions
  - 10 Energy ratings
  - 12 Intelligent glass
  - 14 Warm core doors
- 16 PVC-U**
  - 16 The modern choice
- 18 SECURITY**
  - 19 Robust hardware
  - 20 Works With Kubu™
  - 22 Intellect™ window locking system
  - 24 StyleX™ window handles
- 26 STYLES OF WINDOWS**
  - 28 Windows for every home
  - 30 All in the detail
  - 32 Classic casement technical overview
  - 33 Flush casement technical overview
  - 34 Colour & wood-grain finishes
  - 36 Window style gallery
- 38 STYLES OF DOORS**
  - 40 Our range
  - 44 Front & back door technical overview
  - 46 Colour options
  - 48 Glass options
  - 50 French doors
  - 55 French doors technical overview
  - 56 Sliding patio doors
  - 60 Sliding patio doors technical overview
  - 62 Handles & hardware



# HOME IS WHERE THE HEART IS

Let us help you set the tone for a more comfortable and secure life

There really is no place like home.

It's where we dream our dreams, watch our children grow up, entertain friends and share precious moments.

It's also where we expect to find warmth when it's cold outside, enjoy our creature comforts and generally feel safe and secure.

Our homes may well be our castles but they can also be a canvas for our personality, a place we can make a statement with our individual tastes as well as take pride in the quality of our surroundings.

As experts in advising on and installing the UK's Snug range of windows and doors, we understand the relationship between practicality and aesthetics.

We are confident the products you find set out in this brochure will be as pleasing to the heart as they are to the head, meeting your need not just for style but for durability and inherent security.

## MADE WITH PASSION IN BRITAIN

All our windows and doors are officially recognised by the organisation Made in Britain as being designed and manufactured right here on home ground. It's our great privilege to help to support and promote great British manufacturing.

## WHAT MAKES OUR DOORS AND WINDOWS SPECIAL?

- Premium grade PVC-U
- 10-year guarantee
- Designed and manufactured in the UK
- Features high security multi-point locking systems
- Independently verified as highly energy-efficient
- Wide range of styles and colours

We look forward to helping you with your project and fulfilling your vision for the place you are proud to call home.







Energy-efficiency:

# SMART & SUSTAINABLE SOLUTIONS

The smart and sustainable choice:  
cutting bills and sparing the environment

We have all seen what a volatile energy market can do to our gas and electricity bills.

Windows and doors can account for up to 25 per cent of the total energy lost from your home, so it makes sense to look for replacement options that will not only save you money but reduce carbon emissions and the impact on the environment in the process.

Snug windows and doors are the most advanced products of their type in the market today, designed and manufactured to the highest standards, meeting and exceeding all current UK regulations for window and door energy-efficiency.

## THE JOY OF ENERGY-EFFICIENCY

- Reduced heat loss
- Lower energy bills
- Quieter living space
- Greater all-round comfort






Energy-efficiency:

# ENERGY RATINGS

The rainbow that reassures on energy and heat conservation



Window and door energy ratings (WERs and DERs) are a clear and obvious way of determining their efficiency. They identify how good the products are at:

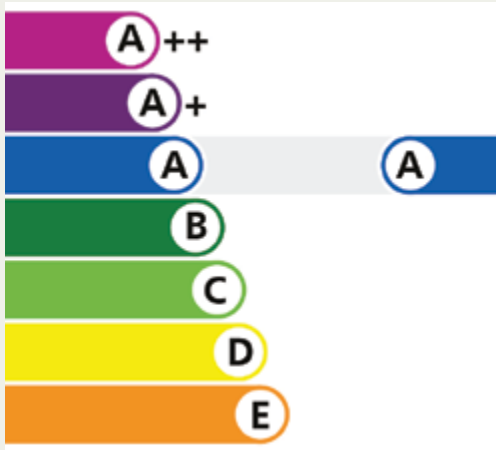
- Keeping out draughts
- Adding warmth through solar-gain
- Preventing heat loss

Our products carry the energy rating labels of the British Fenestration Rating Council (BFRC).

The BFRC label uses a scale of A++, which is the highest total energy-efficiency rating, to E, which is the lowest. We are proud to say all our PVC-U windows can achieve a BFRC energy rating of at least A.

Another method for measuring the thermal performance of a window is to look at its U-value. A U-value is a unit of measurement, in W/m<sup>2</sup>K (Watts per metre square kelvin), used to measure the transference of heat through a structure. It's used to determine how quickly heat can escape through a material. The lower the U-value of a material, the slower the heat will transmit through the material, meaning the material has high thermal insulation properties.

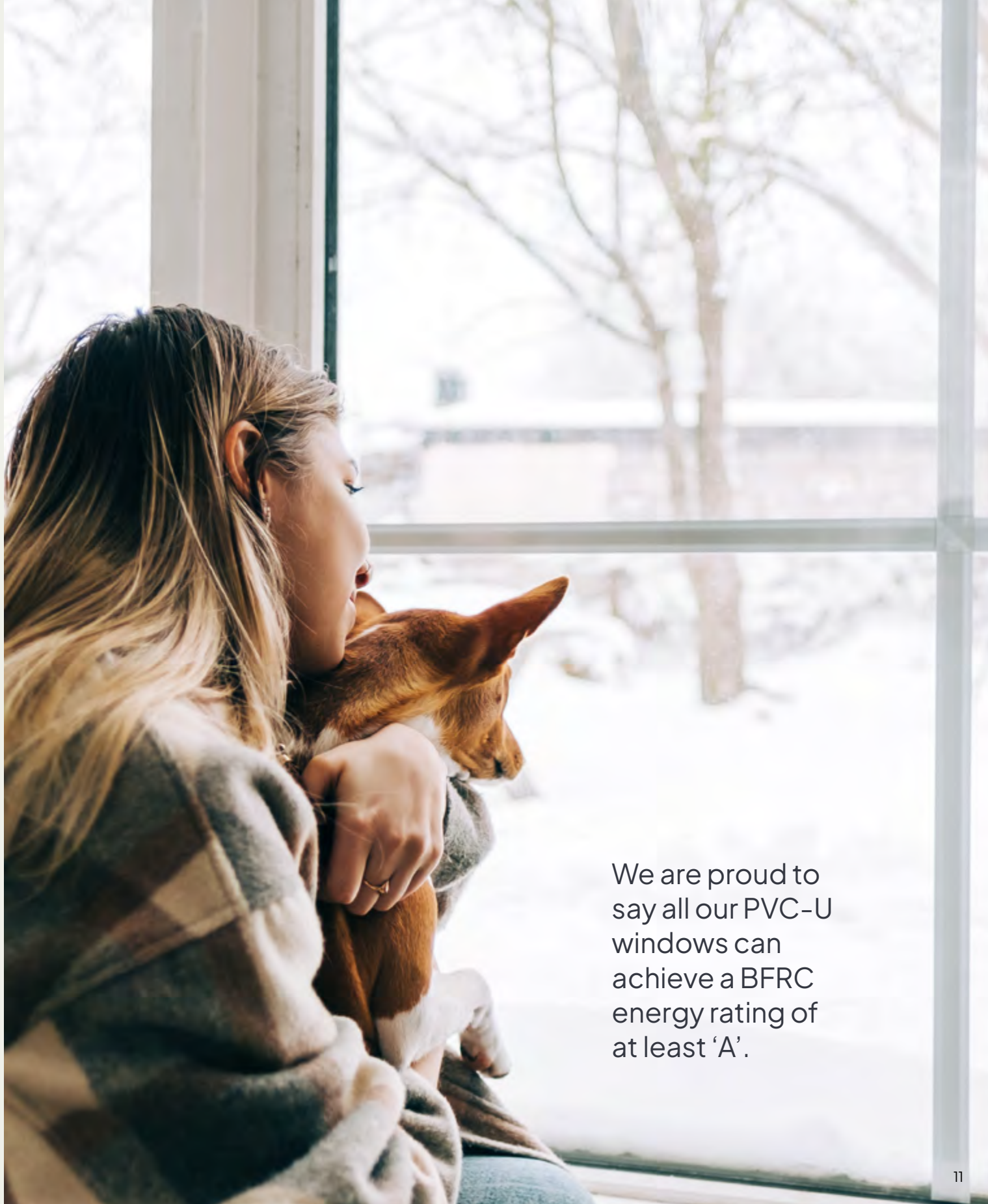
Suffice to say our windows and doors have an extremely low U-value.



28mm Double Glazing



36mm Triple Glazing



We are proud to say all our PVC-U windows can achieve a BFRC energy rating of at least 'A'.





Energy-efficiency:

## INTELLIGENT GLASS

Glass and frame in perfect harmony

Glass is an important factor in defining the energy performance of your new windows and doors.

The expert way it is engineered into the frame ensures the glass performs exactly as it should: keeping your home warm in the winter and cool when it's hot outside. All the double and triple-glazed glass units we supply use smart low-emissivity (low-e) coatings to trap and hold energy.

We also use warm-edge spacer bars, which separate the sheets of glass in double and triple-glazed units to put distance between the cold air outside and warm air inside.

This cavity is filled with argon, a gas denser than air which creates a highly effective insulating barrier, helping to keep your home cosy and warm in the winter months.


Our window frames feature five internal chambers in the sash and six in the outer frame. This thermally efficient 'honeycomb' creates a series of barriers to conserve heat.



### A SOUND INVESTMENT

Windows and doors have a big role to play in reducing the level of noise coming into a home, so if you live on a busy road or close to a railway or even under a flight path, acoustic performance ratings should be of interest to you.

The quality of our product range, with its superior construction and super-tight seals, will be music to your ears.





Energy-efficiency:

# DOORS WARM TO THE CORE

High-density polyurethane foam is the secret

Our front and back PVC-U doors use a tough, high-density polyurethane foam core in the leaf to provide exceptional levels of insulation.

The exact energy efficiency of your new door will depend on a variety of factors including the style of door and glass you choose but all feature our 'warm core' foam technology.

The warm core maximises the thermal efficiency of your new PVC-U door, making it up to almost 20 per cent more energy-efficient than a traditional solid timber door.

## FOUR WAYS WE KEEP IN THE HEAT:

- 1 Low-e coatings on glass create a thermal barrier
- 2 Warm-edge spacers keep warm air inside and cold air outside
- 3 Argon-filled cavity provides an additional barrier to heat transfer
- 4 Honeycomb chambers create multiple thermal-breaks.





PVC-U:

# THE MODERN CHOICE

Strong, long-lasting and so easy to maintain in top condition

PVC-U is an advanced, high-performance material that's as strong and long-lasting as it is clean of line and pleasing on the eye.

Quite simply, it's the ideal material for the task at hand. Here's why:

## IT'S DURABLE

PVC-U can withstand the elements. It is not susceptible to rot, decay or warping, and it can withstand heavy rain, snow and wind.

## IT'S ENERGY-EFFICIENT

PVC-U windows and doors have a high level of energy-efficiency, which can help to lower your heating and cooling costs. They have a high insulation value, which helps to keep the heat in during the winter and air cool during the summer.

## IT'S LOW-MAINTENANCE

Forget the annual chore of painting or staining your doors and windows. Good old soap and water will keep your PVC-U products looking great. Make sure you avoid solvent-based or abrasive cleaners.

## IT'S STRONG

PVC-U window frames and doors are very secure. They are made with strong materials and have tight seals, which makes it difficult for burglars to break in. In our Security section on page 20, we'll explain how we make things even more difficult for would-be intruders.

## IT'S VERSATILE

PVC-U windows and doors can be customised to match the style of your home. You can choose from an extensive range of colours, styles and finishes.

See our colour range on page 34, 35 and 47.

## IT'S RECYCLABLE

PVC-U window and doors have an average lifespan of between 30 and 40 years. Industry-leading recycling processes allows the same product to be recycled up to 10 times, which makes the maths simple: a new life expectancy of up to 400 years from a single window or door. Recycling old PVC-U windows and doors prevent materials from ending up in landfills unnecessarily, giving old PVC-U windows and doors a new lease of life.

## Made to the highest standards

Our window and door ranges are manufactured to the highest standards in compliance with British Standards ISO 14001:2015, ISO 9001:2015 and ISO 45001:2018. They also meet and far exceed current UK Building Regulations.





PVC-U:

# SECURITY

## Robust hardware meets smart technology for peace of mind

According to crime statistics, around one in three of the 500+ break-ins that happen every hour across England and Wales are through unsecured windows and doors.

Your doors and windows are your first line of defence against a burglary, and by choosing our famously tough and expertly designed Snug products, you can sleep easier at night.

Thanks to the exceptional level of security built into our products, they have been deemed worthy of the prestigious Secured By Design Police Preferred specification.

Our doors and window frames are made with attack-resistant PVC-U and feature high-security locking mechanisms from leading manufacturer Avantis Hardware that works with Kubu Smart Security.

The Avantis multi-point locking system has been tested over 50,000 cycles and come with the peace of mind of a 10-year mechanical warranty.





Security:

# WORKS WITH KUBU™

Now that's a smart option



Our windows and doors are ready to accept the Kubu Smart Sensor, an innovative piece of technology that lets you know if you have unwittingly left yourself vulnerable to a break-in.

The sensors, which can be purchased independently, are easy to embed and can be concealed neatly into our door and window frames.

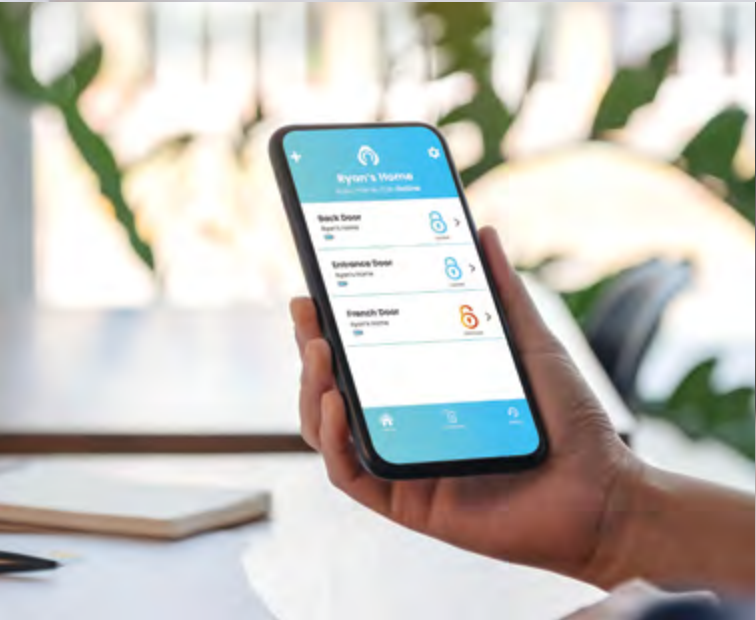
Kubu monitors the status of your doors and windows in real time and will send you a notification via a dedicated app if they are not secure, giving you the earliest possible opportunity to put things right.

It also links up with Alexa, Google Nest and other home apps so you can create an action such as turning on the lights, for example, when the door is opened.

Talk to us about the option of adding another powerful layer of security in Kubu.

## SMART ALERTS FROM KUBU

- Instant Status Updates
- SureSecure™ Geofence Alerts
- Scheduled Notifications
- Family Sharing
- SmartAir/Weather/Pollen Alerts
- Under-attack Alerts





Security:

# INTELLECT™ WINDOW LOCKING SYSTEM

## Ground-breaking security system

Intellect™ is a ground-breaking security system, the result of a pioneering collaboration between our manufacturer Emplas, Avantis Hardware and Kubu.

Avantis designed the formidable multi-point locking system that is at the heart of the protection.

In 2023, Intellect™ achieved the distinction of being the first lock to achieve the hat-trick of formal security ratings: Secured by Design (SBD), PAS 24 and, thanks to the Kubu Smart Sensor, the IASME IoT Cyber Security Accreditation.

### PASSING THE PAS 24 TEST


PAS 24 is a standard of testing to measure the physical security performance of windows and doorsets to ensure they can resist a level of attack from an opportunist burglar.

The IASME IoT Cyber Scheme has been developed so companies providing internet-connected products and services - such as the Kubu Smart Sensors and App - can demonstrate their products have achieved the appropriate standards and that their products and services have been independently assessed against all 13 provisions of the world-leading consumer IoT security standard ETSI EN 303 645.



### CYBER SECURITY KUDOS TO KUBU

Kubu was the the first product of its kind to secure IASME Level 2 IoT Accreditation (the highest level possible), which perfectly complements the SBD and PAS24 accreditations already obtained for our Works with Kubu™ windows and doors.







## HIGH-PERFORMANCE WINDOW HANDLES

The **StyleX™** high-security offset window handle combines sleek, ergonomic design with premium heavy-duty materials – high-performance zinc alloy or aluminium – to create a robust yet stylish handle that is built to last.

The **StyleX™** handle is endurance-tested to more than 50,000 cycles and salt spray-tested up to 480 hours.

The **StyleX™** is available in a range of colours and finishes, complete with colour-matched screw cap for a completely co-ordinated finish.

## OTHER KEY FEATURES INCLUDE:

- Integral flush button
- Integrated 90 degree stop to prevent gearbox over-stressing
- Greater leverage and ease of operation with the handle's long lever and ergonomically designed flush button and finger grips
- Robust metal-sprung latching wedge offers enhanced protection from brute-force attacks
- Key deadlocking for security: the key clicks into place when inserted and will remain in place when operating the lever.







# STYLES OF WINDOWS

Well designed windows add beauty, style and personality to your home





Let your choice reflect your character

Styles of windows:

# WINDOWS FOR EVERY HOME

Every home is different, which is why we offer a wide range of window styles and colour options.

Making the right choice is about working out not only the best fit to the character of your property but also thinking about how you want to live in it. Choosing a window style is the starting point. Our super high-efficiency PVC-U window ranges look as good as they perform.

Each is distinguished by slim and elegant sightlines, a level of detail and a quality of finish that is sure to enhance the character of your home. There's every likelihood it will enhance its value too.

## WE OFFER THREE FRAMING OPTIONS:

Classically sculptured, chamfered or flush sash timber replacement.



### CLASSICALLY SCULPTURED

Sculptured detailing offers a more traditional decorative finish replicating the curves found on traditional timber windows.



### CHAMFERED DETAIL

Chamfered detailing features a more contemporary and simpler bevelled edge, with straight sightlines.



### FLUSH SASH

Features a dedicated slimline window sash which sits flush with the outer frame, creating the aesthetic of a period casement timber window.





## Styles of windows:

# ALL IN THE DETAIL

The style of window that is right for you will be a blend of good looks and functionality. These are the options:

### 1. CLASSIC CASEMENT

Our most popular window style is casement. They're extremely versatile, open outward and can be hung either from the top, bottom or side, depending on your requirements. Timeless and with classic appeal, our range of beautiful and flexible casement windows can be designed to complement period properties or contemporary homes, delivering perfectly balanced sightlines.

### 2. ASTRAGAL BARS

Astragal bars are fixed onto the external and internal surface of double and triple-glazed units giving the effect of a traditional window style.

### 3. GEORGIAN BARS

A Georgian bar is inserted internally only between the glass panels providing a more authentic look. Due to their position within the glass, they are easier to clean and still retain a traditional look.

### 4. LEADED DESIGNS

Available as rectangular, square or diamond shaped designs, the lead is applied to both sides of the outside glass in a glazed unit before assembly.

### 5. FRENCH CASEMENT

Featuring the same classic styling of a classic casement, our French casements are designed so they don't require a central mullion (upright), which means you get uninterrupted views once opened.

### 6. TILT & TURN

Tilt & Turn windows are the ideal solution where your windows are in a position where they are difficult to clean, which could be in a block of flats, a high-rise building or any multi-storey building. They can be opened in two different ways: they can be tilted inwards for ventilation, or they can be turned inwards for cleaning.

### 7. FULLY REVERSIBLE

Our fully reversible windows have an ingenious dual-hinge arrangement that allows you to flip them 180 degrees inward, making the task of cleaning so much easier and giving maximum ventilation without the risk of children climbing through them. They are an ideal choice for homes with balconies or walkways below the windows. This solution is available in a flush casement finish.

### 8. FLUSH CASEMENT

Outward opening top-hung casement windows are a contemporary British design which combines the technically advanced multi-chamber PVC-U system with traditional timber sightlines. As the name suggests, Flush sash windows close neatly into the outer frame, giving a clean and sophisticated look. Essentially, you are getting all the cachet of heritage windows but at far less expense and with none of the maintenance hassle. Our flush casements have perfectly balanced dummy sashes and there is a deep bottom rail available. They come with a great selection of period colours and wood-effect finishes, including a timber-grained, white or cream-painted effect.







# WINDOW FRAME

## TECHNICAL OVERVIEW

1. Thermally-efficient outer frame featuring six 'honeycomb' chambers and five chamber sash
2. Energy-efficient recycled composite material or full steel reinforcement options
3. Deeper drainage channels carry water away quickly, improving weather performance
4. 10mm cover on weather seals for ultimate weather tightness
5. Specially designed hardware fixing points and local thickening of frame walls to improve screw retention improving security
6. High-security internal glazing system
7. Energy-efficient double and triple-glazed glazing options featuring warm-edge spacers and low-e coatings to achieve WERs of up to A+ and U-values as low as 0.9W/m2K (triple glazed 40mm)
8. Up to six-point locking technology with two locking points per shootbolt and double cam locking centrally. Patented docking system prevents sideways movement of the shootbolt when under attack
9. Meets and exceeds all current building standards including PAS24 (PAS 24 requires dogbolts and laminated glass where applicable)

# FLUSH CASEMENT

## TECHNICAL OVERVIEW

1. Slim sightline window frame, with extensive choice of colour and finish options
2. Thermally efficient outer frame featuring six 'honeycomb' chambers and five-chamber sash
3. Specially designed hardware fixing points and local thickening of frame walls to improve screw retention improving security
4. High security internal glazing system
5. Up to six-point locking technology with two locking points per shootbolt and double cam locking centrally in light of new Avantis
6. Patented docking system prevents sideways movement of the shootbolt when under attack
7. Energy-efficient recycled composite material or full steel reinforcement option
8. Deeper drainage channels carry water away quickly improving weather performance
9. Energy efficient double-glazed options featuring warm-edge spacers and low-e coating
10. Meets and exceeds all current building standards, including PAS24 (not applicable on the mechanical joined flush casement)



Styles of windows:

# COLOUR & WOODGRAIN FINISH

Lots of scope to add the personal touch.

We're pleased to offer our customers a whole paintbox of options and a broad canvas to express their taste and individuality.

We've come a long way from the days of automobile entrepreneur Henry Ford who famously said you could have any colour of his Model T... so long as it was black!

On top of an extensive colour range, we offer a variety of finishes, from traditional woodgrain options to contemporary greys and subtle creams and whites.



## STANDARD COLOURS

		
White Grain	Cream	Rosewood
		
Light Oak	Chartwell Green	Anthracite Grey
		
Black / Brown	Slate Grey	Agate Grey

## PREMIUM & MADE TO ORDER COLOURS

		
Anthracite Grey Smooth	Pebble Grey	Claystone
		
Swamp Oak	Flemish Gold Smooth	Black Ulti-Matt
		
Dark Red	Steel Blue	Dark Green

					
Windsor	Sage Smooth	Irish Oak	Honey Oak Super-Matt	Pyrite	Anteak
					
Silver D Smooth	Hazy Grey Finesse	Kensington Grey	Buckingham Grey	Basalt Grey	Slate Grey Finesse

**COLOUR CODES / COLOUR MATCH**  
These colours show our standard and premium range for windows in addition to some of the made-to-order colours that are available. Request a colour swatch for a true colour representation as printing techniques are not an accurate reflection of the final colour finish.









## STYLES OF DOORS

A well designed door adds beauty,  
style and personality to your home







Styles of doors:

## PVC-U DOORS

Our range of doors come in premium grade PVC-U

We offer many different styles of PVC-U doors and we're confident you will find one that fits your individual taste and the style of your home.

Our range of doors come in premium grade PVC-U, a strong and versatile material that requires very little maintenance.

We also offer statement premium-quality glass inserts and a range of hardware options for your entrance door, including door handles and letter plates, that set the scene for the rest of your home's décor.

### FRONT DOORS

Front doors play a big part in lifting the 'kerb appeal' of your property, so if image is important to you – and why shouldn't it be – you'll want to find a design that's sure to give pleasure to you and to anyone who comes to call.

We're confident you will find a design of door that lifts the kerb appeal of your property





Styles of doors:

# PVC-U DOORS

Designs to help you make the right opening statement

Our superbly crafted PVC-U panel doors bring style and elegance to any home. Combined with a wide choice of colour and decorative glazing options, it won't be hard to find the perfect new door for your property.

Below is a small selection of some of our available styles:



THE MANOR  
Stippolyte™ glass



CHATSWORTH ONE  
Cotswold™ glass



THE SANDRINGHAM  
Everglade™ glass



KENSINGTON TWO  
Contora™ glass



BALMORAL ONE  
Minster™ glass



HANOVER HALF  
Autumn™ glass





# FRONT & BACK DOOR

## TECHNICAL OVERVIEW

1. Robust vacuum- and pressure-bonded panel, featuring reinforced core and thermally-efficient expanded polystyrene insulation
2. Choice of contemporary and traditional designs
3. Secure energy-efficient door frame, featuring localised thickening of walls, providing increased screw through pull and hardware retention
4. Multi-point locking mechanism and high-security keep
5. Anti-pick, anti-bump and anti-drill door locking cylinder (if selected)
6. High-performance gaskets provide superb weather sealing
7. Energy-efficient decorative glazing options
8. Choice of standard PVC or low aluminium threshold options
9. Choice of colours and woodgrain finish options. See page 49
10. Meets and exceeds all current requirements under building regulations, when specified
11. Optional dog bolts for additional deterrence to burglary






Styles of doors:

# COLOUR OPTIONS

We're pleased to offer our customers a whole paintbox of options and a broad canvas to express their taste and individuality.

On top of an extensive colour range, we offer a variety of finishes, from traditional woodgrain options to contemporary greys and subtle creams and whites.


## STANDARD COLOURS



White Grain



Cream



Rosewood



Light Oak



Chartwell Green



Black / Brown



Anthracite Grey



Slate Grey



Agate Grey

## PREMIUM & MADE TO ORDER COLOURS



Windsor



Sage Smooth



Irish Oak



Honey Oak  
Super-Matt



Pyrite



Anteak



Silver D Smooth



Hazy Grey Finesse



Kensington Grey



Buckingham Grey



Basalt Grey



Slate Grey  
Finesse




Anthracite Grey  
Smooth



Pebble Grey



Claystone




Swamp Oak



Flemish Gold  
Smooth



Black Ulti-Matt



Dark Red



Steel Blue



Dark Green

### COLOUR CODES / COLOUR MATCH

These colours show our standard and premium range for windows in addition to some of the made-to-order colours that are available. Request a colour swatch for a true colour representation as printing techniques are not an accurate reflection of the final colour finish.






# OBSCURED GLASS OPTIONS

Privacy glass is obscured, making it more difficult for onlookers to view the inside of your home but with no loss of light coming into the home.

It is typically found on toilet and bathroom windows but increasingly we are seeing it specified on back door and front doors.

Our obscured glass is available in a range of floral, geometric and cloudy glass designs.



Arctic™



Autumn™



Cassini™




Chantilly™



Charcoal Sticks™



Contora™



Cotswold™



Digital™



Everglade™



Florielle™




Mayflower™




Minster™



Oak™



Pelerine™



Reeded™



Stippolyte™



Sycamore™



Taffeta™



Tribal™



Warwick™

© Images are copyright of Pilkington United Kingdom Limited





Styles of doors:

## FRENCH DOORS

Classic design that has delighted homeowners for centuries





Styles of doors:

# FRENCH DOORS

Classic design that has delighted homeowners for centuries

French doors have two or more panels of glass that open outward, creating a seamless connection between the indoors and outdoors. The big attraction of French doors is they let natural light flood in, brightening up any room and creating a feeling of openness and airiness.

They are a sensible option for a north-facing room and really come into their own once the clocks go back here in the UK and every morsel of daylight is treasured. Choose the perfect frame detail to match your new or existing windows and doors.



**SCULPTURED**  
Sculptured detailing offers a more traditional decorative finish replicating the curves found on traditional timber windows.



**CHAMFERED DETAIL**  
Chamfered detailing features a more contemporary and simpler bevelled edge, with straight sightlines.







# FRENCH DOOR

## TECHNICAL OVERVIEW

1. 70mm slim sightline frame featuring sculptured and chamfered options plus extensive choice of colour and finish options (see page 49)
2. Thermally efficient outer frame featuring six 'honeycomb' chambers and five chamber sash
3. Energy-efficient recycled composite material or full steel reinforcement options
4. Deeper drainage channels carry water away quickly improving weather performance
5. 8mm cover on weather seals and optional dog bolt security upgrade available on hinge side of door
6. Specially designed hardware fixing points and local thickening of frame walls to improve screw retention and improved security
7. High-security internal glazing system
8. Energy-efficient double-glazed options featuring warm-edge spacers and low-e coatings
9. High security multi-point locking system that 'Works with Kubu' providing the ultimate burglar deterrent
10. Meets and exceeds all current building standards including PAS24 (when 3\* cylinder)



Styles of doors:

# SLIDING PATIO DOORS

The perfect blend of  
style and versatility







Styles of doors:

## SLIDING PATIO DOORS

The perfect blend of style and versatility

These smooth and easy-to-maintain PatioMaster PVC-U door systems add sophistication to an extension or conservatory project and create a feeling of glorious airiness.

You can choose from two, three or four panes of toughened glass that is A-rated for energy-efficiency.

All our sliding doors feature a stainless steel easy-glide track system so they open and close with minimum effort.


As ever, security is uppermost in our thoughts, so the handle and locking have opposing hooks that prevent the leaf from being lifted from its frame. There is also a bespoke midrail to fit security-cowled letterplates where the system is being used in porch settings.

*PatioMaster*<sup>®</sup>







2 PANE OPTION




3 PANE OPTIONS



3 PANE OPTIONS



4 PANE OPTION



# SLIDING PATIO DOOR

## TECHNICAL OVERVIEW

1. Slim sightline multi-chamber energy-efficient framing system
2. Smooth glide lightweight opening and closing mechanism tested to 150,000 cycles
3. White, woodgrain and colour options (see page 49)
4. High-performance energy-efficient A-Rated 28mm and 36mm glazing options
5. Two-, three- or four-pane options
6. Steel reinforcement
7. Six-point locking system with anti-jacking technology for outstanding security as standard
8. Anti-lift brackets fitted as standard to all sliding sashes
9. Featuring anti-bump cylinders if Secured by Design is selected
10. Low-track low-threshold options for ease of access (internal use only)
11. Weather seals prevent draughts and leaks
12. Secured by Design Option available (in two-pane option only) through our supplier Emplas

*PatioMaster*<sup>®</sup>





Styles of doors:


# HANDLES & HARDWARE OPTIONS

The finishing touch that says so much.

Fab&Fix

Not overly fussy or fancy, the Classic range from Fab&Fix offers neat, timeless style to suit any type of home.


10 Year Guarantee



Sweet

The Ultion Sweet range suits all home styles including contemporary, traditional, country style or urban. The unique edgeless design rethinks door furniture and creates long lasting beauty with design simplicity.

20 Year Guarantee







Chrome and gold door knobs



Satin door knob



## DOOR HANDLES

The primary function of a door handle is to open and close but they can also be a decorative touch. The style of door handle you choose should complement the overall style of your home.

Whether you're designing a contemporary, bold statement door, or recreating the timeless charm of a period installation, we can offer you the perfect choice of lever, lever pad or heritage handle.

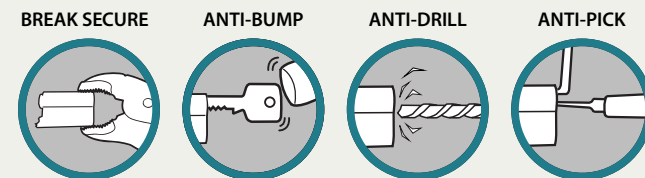
We also offer a long-lever handle that is easier to grip and requires less force to engage, in line with Document M of the Disability Discrimination Act (DDA).

With a 10 year guarantee, our Fab&Fix range of door hardware has enhanced strength and durability due to the invisible Hardex coating.

With its multiple coatings of brass and nickel, and a 20 year anti-corrosion guarantee, the Ultion Sweet hardware range will always look great.

## GETTING A GRIP ON SECURITY

For top-level security, choose the Secured by Design cylinder option. The cylinder is anti-pick, anti-bump and anti-drill.



## DOOR KNOCKERS & LETTER PLATES

Knockers are a traditional way to announce your arrival at someone's home. They can be simple or elaborate. Our team will be pleased to help you come to the right selection decision.

Letter plates are a necessary part of any door but they also help to finish the look of your door. Again, talk to our team for guidance.

*Appearance and finish on hardware is subject to change. Also, please take into account the product photography may slightly differ from the physical item in terms of colour and we advise you look at an actual sample.*







@getsnugwindows

[www.getsnug.co.uk](http://www.getsnug.co.uk)