



get  
**snug**<sup>®</sup>  
WINDOWS + DOORS

**COMPOSITE DOOR COLLECTION**





# CONTENTS

4	WHAT IS A COMPOSITE DOOR?
6	PICK A CORE
8	THE PERFECT FINISH
10	INSPIRATIONAL DOOR DESIGNS
30	GLAZING CASSETTES
32	YOUR DREAM DOOR IN 6 EASY STEPS
33	DESIGN YOUR DOOR
33	AVAILABLE DOOR STYLES
33	AVAILABLE GLASS STYLES
34	DOOR STYLES
38	SIDE PANEL OPTIONS
40	COLOUR OPTIONS
44	GLAZING OPTIONS
48	OBSCURE GLASS OPTIONS
50	HANDLES & HARDWARE OPTIONS
54	FRAMING YOUR DOOR
56	KUBU SMART SECURITY
58	AVANTIS LOCK OPTIONS





# WHAT IS A COMPOSITE DOOR?

A composite door is made from multiple materials like timber, PVC-U, foam, and GRP (Glass Reinforced Plastic) to create a strong, energy-efficient, and low-maintenance door.

Composite doors have several standout features and benefits, making them a preferred choice for modern homes:

## DURABILITY

The combination of materials in composite doors makes them highly resistant to weathering, warping, and fading. They are less prone to denting and scratching compared to traditional wooden doors.

## SECURITY

Security is a top priority for any homeowner. Composite doors are incredibly robust and difficult to break through, offering excellent protection against intruders.

## ENERGY EFFICIENCY

Composite doors are excellent insulators, helping to maintain a comfortable indoor temperature by minimizing heat loss. This can lead to reduced energy bills and a smaller carbon footprint.

## LOW MAINTENANCE

Unlike wooden doors that require regular painting or varnishing, composite doors are virtually maintenance-free. A simple wipe-down with soapy water now and then is usually sufficient to keep them looking pristine.

## VARIETY OF DESIGNS

Composite doors come in a wide range of styles, colours, and finishes to suit any aesthetic. From classic to contemporary, there's a composite door to complement every home.

## WEATHER RESISTANCE

Given their robust construction, composite doors offer exceptional resistance to the elements, making them ideal for locations prone to harsh weather conditions.



# PICK A CORE!

There are three to choose from.



## ORiGINAL

With outstanding thermal performance, the ORiGINAL foam filled core door is a minimal maintenance alternative to traditional door materials.

With a high-definition smooth or grained glass-reinforced plastic (GRP) outer skin, your door will look stunning for years to come.

£ Entry level prices



## BRiTDOR®

A quality solid timber core door you can rely on. Designed and made in Britain, BRiTDOR offers more options than all other timber core doors on the market.

Finished with heat reflective CoolSkin technology with a GRP-inspired woodgrain texture, BRiTDOR is available in 14 popular colours and 3 wood stain finishes: Golden Oak, Rosewood and Irish Oak.

££ Mid-range prices



## GRiPCORE

The GRiPCORE timber-foam core door is made up of layers of PIR foam and HDF plywood, compressed between two sheets of aluminium to deliver a stronger, heavier and more robust door.

Finished with a signature GRP skin, GRiPCORE is available in a range of doors styles, colours and glazing options.

£££ Premium end prices





# THE PERFECT FINISH

After you’ve picked your perfect core, you can also choose from a range of door finishes.

		
<p><b>PANELLED</b></p> <p>Replicates the most popular traditional door styles with highly defined mouldings.</p>	<p><b>FLUSH</b></p> <p>A sleek, contemporary look with no moulding.</p>	<p><b>FARMHOUSE</b></p> <p>A grooved, panelled look that gives a cottage feel.</p>
		
<p><b>LINKS</b></p> <p>The Links is a completely smooth finish.</p>	<p><b>MONZA II</b></p> <p>A beautiful, linear etched detailed finish.</p>	<p><b>ENZO</b></p> <p>Pre-engraved edge to edge line design and smooth finish.</p>





# INSPIRATIONAL DOOR DESIGNS

Door hardware for illustrative purposes.  
See pages 50 - 52 for hardware available.



**CARNOUSTIE**  
Colour: Anthracite Grey  
Glass: Prestige



**PORTRUSH**  
Colour: Duck Egg  
Glass: Trio Diamond



**MUIRFIELD**  
Colour: Chartwell Green  
Glass: Belgravia




**TROON**  
Colour: Cotswold  
Glass: Hathaway



**RIVIERA**  
Colour: Mulberry  
Glass: Impression

## GLASS & COLOUR COMBINATIONS



Trio Diamond      Slate



Metropolis      Cream



Victorian Border      Chartwell Green

See pages 40–49 for full range of  
colours and window options.






**CARNOUSTIE**  
Colour: Green  
Glass: Prestige

Door hardware for illustrative purposes.  
See pages 50 – 52 for hardware available.



**PENINA**  
Colour: Victory Blue  
Glass: Trio Diamond



**LYTHAM**  
Colour: Green  
Glass: Impression




**TURNBERRY**  
Colour: Agate Grey  
Glass: Synergy




**SUNBURST**  
Colour: Blue  
Glass: Satin



**ST ANDREWS**  
Colour: Golden Oak  
Glass: Louisiana




**PINEHURST**  
Colour: Blue  
Glass: Cubic




**BIRKDALE**  
Colour: Cream  
Glass: Bloomsbury


#### GLASS & COLOUR COMBINATIONS



Skyscraper Anthracite Grey



Optimal Silver Grey



Palazzo Red

See pages 40–49 for full range of  
colours and window options.

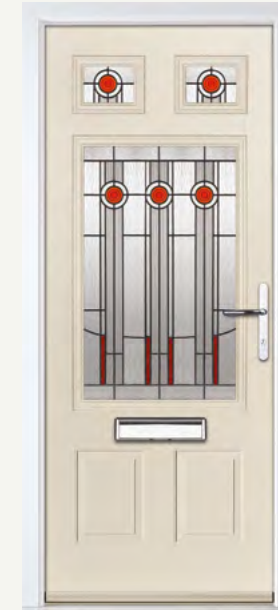




### GLENEAGLES

Colour: Slate  
Glass: Lotus

Door hardware for illustrative purposes.  
See pages 50 - 52 for hardware available.



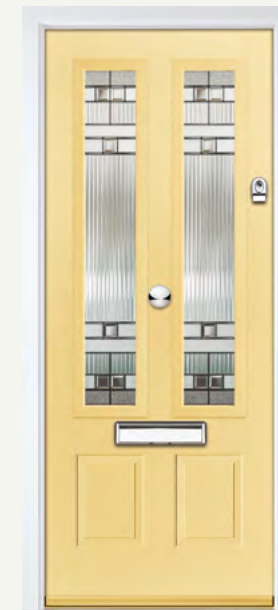
### GROVE

Colour: Clotted Cream  
Glass: Metropolis



### KINGS




Colour: Agate Grey  
Glass: Tectronic



### OULTON

Colour: Citrine  
Glass: Skyscraper

### GLASS & COLOUR COMBINATIONS



See pages 40-49 for full range of  
colours and window options.




4 grid option  
also available






**EATON**  
Colour: Agate Grey  
Glass: Casino

Door hardware for illustrative purposes.  
See pages 50 - 52 for hardware available.




**EATON 4 GRID**  
Colour: Slate  
Glass: 4 Bevel

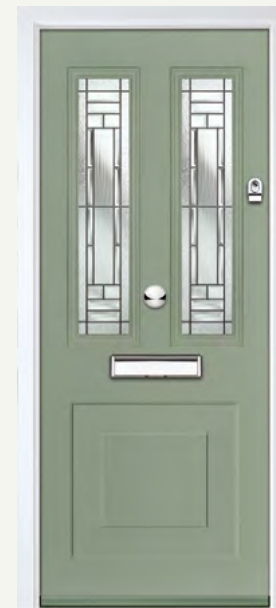


**TATTON**  
Colour: Black  
Glass: Skyscraper


Also  
available  
  
9 grid  
option



**TATTON 4 GRID**  
Colour: Silver Grey  
Glass: Optimal



**KNIGHTSBRIDGE**  
Colour: Sage  
Glass: Louisiana



**KNIGHTSBRIDGE  
SOLID**  
Colour: Victory Blue

#### GLASS & COLOUR COMBINATIONS




Impression

Black



Metropolis

Golden Oak



Louisiana

Green

See pages 40-49 for full range of  
colours and window options.





**BELFRY**  
Colour: Agate Grey  
Glass: Cubic

Door hardware for illustrative purposes.  
See pages 50 - 52 for hardware available.



**BELFRY 3**  
Colour: Clotted Cream  
Glass: Tranquility Zinc



**PEVERO**  
Colour: Clay  
Glass: Graphite



**FARMHOUSE SOLID**  
Colour: Irish Oak



**MERION**  
Colour: Anthracite Grey  
Glass: Louisiana

Also available  
  
4 grid option



**SUNNINGDALE**  
Colour: Stormy Seas  
Glass: Artemis


**GLASS & COLOUR COMBINATIONS**




Belgravia




Blue



Palazzo



Cream



Victorian Border



Green


See pages 40-49 for full range of colours and window options.






**SEMINOLE 3**  
Colour: Slate  
Glass: Palazzo


Door hardware for illustrative purposes.  
See pages 50 - 52 for hardware available.



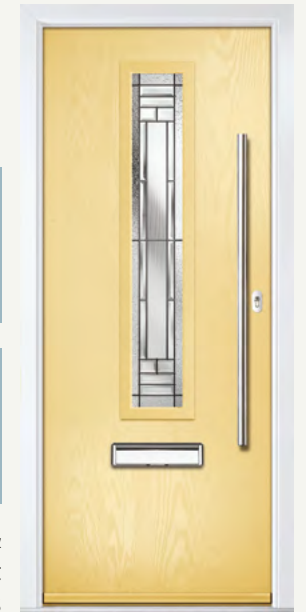
**SEMINOLE 3**  
Colour: Chartwell Green  
Glass: Palazzo



**BARCELONA**  
Colour: Black / Brown  
Glass: Victorian Border




**AUGUSTA LONG**  
Colour: Bahia Blue  
Glass: Athena




**AUGUSTA**  
Colour: Citrine  
Glass: Louisiana



**CHANTILLY**  
Colour: Sage  
Glass: Victorian Border




**OAKMONT**  
Colour: Diablo  
Glass: Tectronic




**VILAMOURA**  
Colour: Emerald  
Glass: Cubic


#### GLASS & COLOUR COMBINATIONS



Deco Black



Louisiana Silver Grey



Victorian Border Red

See pages 40-49 for full range of colours and window options.






**ST MARK**  
Colour: Anthracite Grey  
Glass: Skyscraper

Door hardware for illustrative purposes.  
See pages 50 - 52 for hardware available.

Also  
available




4 grid  
option



**GLENEAGLES**  
Colour: Black / Brown  
Glass: Louisiana




**ST MARK**  
Colour: Agate Grey  
Glass: Victorian Border



**GLENMAN SOLID**  
Colour: Blue

#### GLASS & COLOUR COMBINATIONS



Victorian Border Duck Egg Blue



Impression Rosewood



Tranquility Zinc Chartwell Green

See pages 40-49 for full range of  
colours and window options.

**GLENMAN**  
EXCLUSIVE  
TO BRITDOR






Door hardware for illustrative purposes.  
See pages 50 - 52 for hardware available.




**OAKMONT**  
Colour: Cream  
Glass: Skyline



**SQUARE 3**  
Colour: Stone Grey  
Glass: Space



**AUGUSTA LONG**  
Colour: Dusky Pink  
Glass: Louisiana




**AUGUSTA**  
Colour: Black  
Glass: Skyscraper



**MONZA II SOLID**  
Colour: Silver Grey

### GLASS & COLOUR COMBINATIONS



See pages 40-49 for full range of colours and window options.






**AUGUSTA**  
 Colour: Anthracite Grey  
 Glass: Metropolis

Door hardware for illustrative purposes.  
 See pages 50 - 52 for hardware available.

Also  
 available



Left &  
 right  
 options



**AUGUSTA LONG**

Colour: Black / Brown  
 Glass: Skyscraper



**ENZO SOLID**


Colour: Black

**ENZO**  
 EXCLUSIVE  
 TO BRITDOR

Also  
 available



Centre  
 & left  
 options



**AUGUSTA**


Colour: Silver Grey  
 Glass: Satin

#### GLASS & COLOUR COMBINATIONS



Palazzo

Duck Egg Blue



Deco

Slate



Impression

Blue

See pages 40-49 for full range of  
 colours and window options.





**OAKMONT**  
Colour: Anthracite Grey  
Glass: Skyline

Door hardware for illustrative purposes.  
See pages 50 - 52 for hardware available.

Also available  
Left & right options




**AUGUSTA LONG**  
Colour: Pale Pink  
Glass: Skyscraper

Also available  
Left & right options



**AUGUSTA**  
Colour: Wedgewood  
Glass: Deco


Also available  
3 & 4 left & right options



**SQUARE 4**  
Colour: Stormy Seas  
Glass: Graphite




**OAKMONT**  
Colour: Moonshine  
Glass: Victorian Border



**COPENHAGEN**  
Colour: Florida  
Glass: Tectronic

#### GLASS & COLOUR COMBINATIONS



Impression

Black



Metropolis

Golden Oak



Louisiana

Green

See pages 40-49 for full range of colours and window options.





# GLAZING CASSETTES

A composite door glazing cassette is the frame system that firmly holds your glass panel in place. Made up of an internal and external frame, it secures the glass tightly and creates a weather-tight seal.




## INTRODUCING FLiP

Our composite door collection is compatible with the exclusive FLiP glazing cassette system with revolutionary Foam in Place technology. We also offer the unique Inox™ cassette system finished in stainless steel or black matt finish.


FLiP® Standard




FLiP® Flat Grained



FLiP® Flat Stipple




FLiP® METALLIC



Inox™ Stainless Steel



Inox™ Black Stainless Steel



### STANDARD\*

The traditional choice with a moulded design and a woodgrain finish to suit a more conventional door design.

### FLAT GRAINED\*

Be eclectic by combining a woodgrain finish with a modern squared-off flat profile that complements a contemporary Flush or designer Monza II door.

### FLAT STIPPLE\*

The modern one, with a squared-off flat profile and smooth stippled finish that perfectly matches Links, our aluminium-effect composite door.

### INOX™

For a more European look, choose the stunning Inox™ stainless steel frames.

Only available with the Munich, Lyon, Barcelona, Monaco and Nice door styles.

\*The cassette type will depend on the door style selected.



# YOUR DREAM DOOR IN 6 EASY STEPS

Your choice of door defines the individual character of your property. Choose the perfect complement for your home from our refined collection of energy efficient and beautifully crafted doors.


From the elegant understatement of a traditional design or stylish contemporary statement door, you can build the perfect match for your property.

This includes a choice of finish from a carefully chosen palette of colour options, sophisticated glass designs and as a final touch, combining function and form, our range of high quality door hardware.

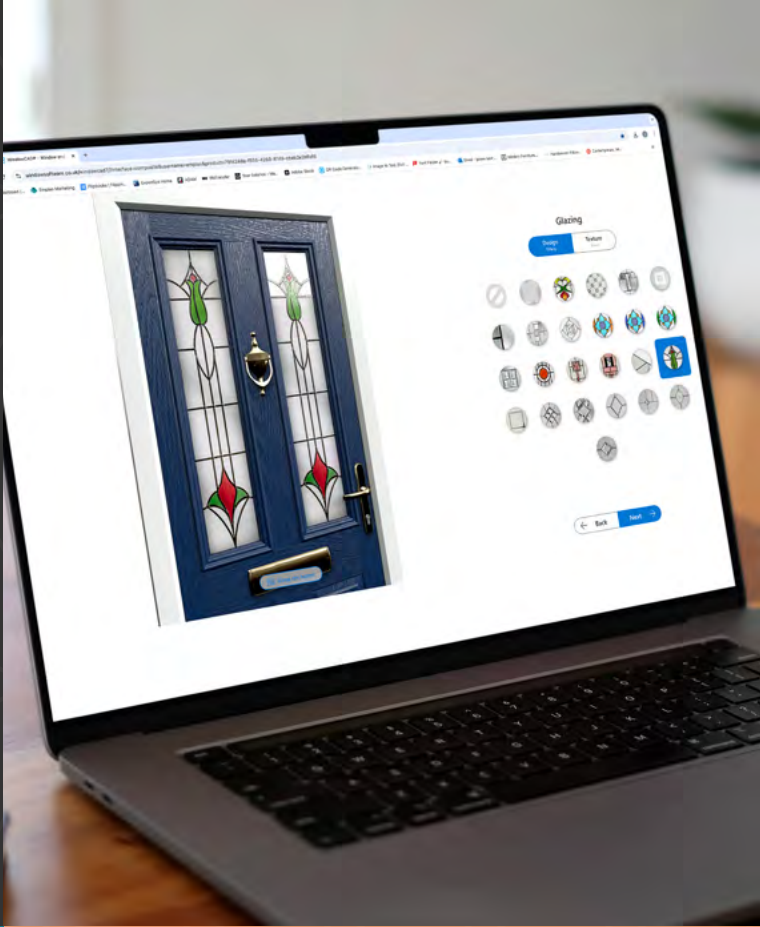


## DESIGN YOUR DOOR

Use our online door designer tool to bring your dream door to life!



SCAN  
to design  
your door



**STEP 1**  
Choose your door style  
from page 34



**STEP 4**  
Choose a glass design (if required)  
from page 44



**STEP 2**  
Choose your sidepanel (if required)  
page 38



**STEP 5**  
Pick your door hardware  
from page 50




**STEP 3**  
Select a colour option  
from page 40



**STEP 6**  
Choose the colour of your door frame  
page 54

## AVAILABLE DOOR STYLES






SCAN HERE  
to see  
available  
door styles

## AVAILABLE GLASS STYLES





SCAN HERE  
to see  
available  
glass styles



# DOOR STYLES

\*Not available in GRiPCORE Collection.

											
EATON SOLID*	EATON*	EATON 4 GRID*	KNIGHTSBRIDGE SOLID*	KNIGHTSBRIDGE*	CARNOUSTIE	TATTON*	TATTON 9 GRID*	TATTON 4 GRID*	BELFRY	BELFRY 3	CHANTILLY
											
BIRKDALE	PENINA	PINEHURST	TROON	PORTRUSH	SUNBURST	MUIRFIELD	MUIRFIELD SOLID	RIVIERA	PEVERO	SUNNINGDALE	OAKMONT
											
LYTHAM	LYTHAM 4 GRID	LYTHAM 9 GRID	TURNBERRY	TURNBERRY 11 GRID	ST ANDREWS*	ST ANDREWS SOLID*	MERION 4 GRID	MERION	FARMHOUSE SOLID	SAUNTON	VILAMOURA



# DOOR STYLES

**KEY** Available glazing orientations: **L** = Left, **C** = Centre, **R** = Right  
Available number of glazing panes: **3** = 3x Glass panes, **4** = 4x Glass panes

INOX NICE\*

INOX MUNICH\*

INOX MONACO\*

INOX LYON\*

INOX BARCELONA\*

MONZA II INOX NICE\*

MONZA II INOX MONACO\*

AUGUSTA LONG

AUGUSTA

SEMINOLE

LINKS AUGUSTA LONG\*

LINKS COPENHAGEN\*

LINKS AUGUSTA\*

LINKS SQUARE\*

LINKS OAKMONT\*

MONZA II SOLID

MONZA II AUGUSTA LONG

MONZA II AUGUSTA

MONZA II SQUARE

MONZA II OAKMONT

\*Not available in BRiTDOR Collection

Only available in



OR*i*GINAL

OULTON

GLENEAGLES

GLENEAGLES 4 GRID

GROVE

KINGS

Only available in



BRiTDOR®

ENZO SOLID

ENZO AUGUSTA

ENZO AUGUSTA LONG

ST MARK

GLENMAN SOLID

GLENMAN GLENEAGLES

GLENMAN GLENEAGLES 4 GRID





# SIDEPANEL OPTIONS

For homes with larger openings, we offer a range of panelled and flush sidelight options. This option is available with full, matching decorative glass. Size restrictions apply.

Only available in  ORIGINAL &  BRITDOR®



**CARNOUSTIE**  
Sidepanel Style: Medinah  
Colour: Agate Grey  
Glass: Tiffany



**LYTHAM**  
Sidepanel Style: Carnoustie  
Colour: Mulberry  
Glass: Trio Diamond



CARNOUSTIE   BIRKDALE   PENINA (LEFT)   PENINA (RIGHT)   MEDINAH   TROON   MUIRFIELD   SOLID



# COLOUR OPTIONS

ORIGINAL GRIPCORE

Door colours shown in the brochure should be used for guidance only.  
To ensure you are getting the right colour on your door, ask for your colour swatch today.



**STANDARD RANGE**  
A range of 11 external colours with white interior as standard. Coloured both sides is a cost option.

White	Chartwell Green	Green	Red
Blue	Black	Anthracite Grey	Golden Oak
Rosewood			

**RAL COLOURS**  
Any RAL colour\* is available as a special order. Here are a small selection of the most requested colours as an example.  
\*Some RAL colours containing luminous elements are unavailable.

Agate Grey	6005 Moss Green	7035 Light Grey	7042 Traffic Grey
Slate	9016 Traffic White	7012 Basalt Grey	90011 Graphite Black
9005 Jet Black			


**PREMIUM RANGE**  
With 39 premium colours to choose from, you'll be sure to find your perfect match for your home.











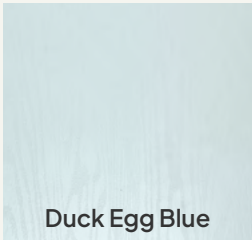



Cream White	Clotted Cream	Sandstone	Putty	Mushroom	Clay	Vanilla	Citrine	Sunshine
Florida	Diablo	Bolero	Marsala	Mulberry	Very Berry	Twilight	French Blue	California
Azure								
Cotswold	Wedgewood	Nimbus	Victory Blue	Bahia Blue	Caribbean Blue	Stormy Seas	Moonshine	Emerald
Olive Grove								
Paradise Green	Sage	Silver Grey	Shadow	Military Grey	Black Ash / Beck Brown	Irish Oak	Pale Pink	Bright Pink
Dusky Pink								







# COLOUR OPTIONS

Only available for  **BRiTDOR®**

 Black	 Black / Brown	 Anthracite Grey	 Slate	 Agate Grey
 Chartwell Green	 Green	 Blue	 Red	 Silver Grey
 Duck Egg Blue	 Pebble Grey	 Cream	 White	

## PERFECT STAINING

Colours and stains achieved using foil technology allowing for seamless colour matching with coloured and stained door and window frames.

 Irish Oak	 Golden Oak	 Rosewood
--	---	---

We have made every effort to match the colour and stain you see in the brochure so it's as close as possible to our paint when applied to the doors. Due to the nature of the product it is applied to, there is sometimes a difference between them which we cannot avoid. The colour, intensity and sheen level may differ from the paper print version and we do not accept any liability for this for whatever reason. To ensure that you are getting the right colour on your door, you can request a colour booklet.




# GLAZING OPTIONS

Decorative glass transforms doors and makes a personal statement. We offer a range of styles to suit all budgets and tastes from contemporary styling to traditional choices.

TRADITIONAL



Jazz



4 Bevel




Tranquility Zinc




Trio Diamonds



Artisan



Astoria



Athena




Belgravia




Birchwood




Bloomsbury




Carrington



Diamonte



Blossom



Casino



Empire




Geometric



Lavish



Speakeasy




Essence



Grange



Hathaway



Indulgence Grey



Lanesborough



Numbers



Optimal



Onyx



Prestige




Stardrop




Tiffany

TRADITIONAL






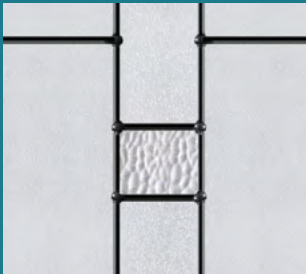
Artemis



Synergy




Cubic



Aztec



Luxor




Mercury




Milan



Panama



Victorian Boarder




Deco



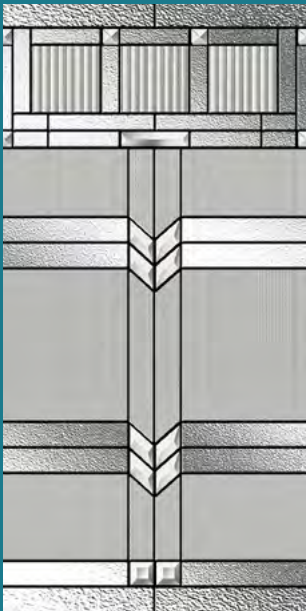
Tokyo




Vector



Aspen




Palazzo




Skyfall



Halo




Spirit Pink



Hive



Peak



Louisiana




Etch Lines



Graphite



Impression



Bold Pink



Lotus



Quantum



Metropolis



Space




Kew



Tectronic



Trinity




Soul Pink



Skyscraper



Tron



Skyline



# OBSCURE GLASS OPTIONS

With a choice of designs, our range of etched glass adds a touch of style, elegance and privacy to your home.



Minster™




Stippolyte™



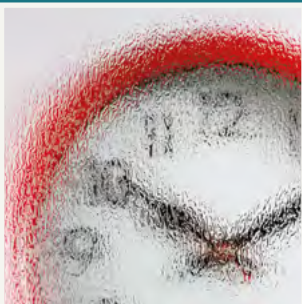
Satin™



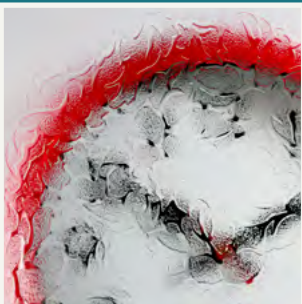
Cotswold™



Charcoal Sticks™




Contora™




Florielle™



Mayflower™




Oak™




Digital™




Chantilly™




Pelerine™



Everglade™



Flemish™



Autumn™



Arctic™




# HANDLES & HARDWARE OPTIONS

The finishing touch that says so much.

Fab&Fix

Not overly fussy or fancy, the Classic range from Fab&Fix offers neat, timeless style to suit any type of home.

10 Year Guarantee



Sweet


The Ultion Sweet range suits all home styles including contemporary, traditional, country style or urban. The unique edgeless design rethinks door furniture and creates long lasting beauty with design simplicity.

20 Year Guarantee







# HARDWARE OPTIONS




Satin




Gold




Chrome




Pull bar outside only incorporates our Cylinder Door Pull.




Pull bar both sides incorporates our Pull Bar Escutcheon in satin.



550mm



720mm



1400mm







# FRAMING YOUR DOOR

**You can also choose the colour and finish of your door frame.**

The classic design of a white door frame against a solid door colour provides contrast, showing off your door but you can also choose subtle combinations, which will connect your door to the fabric of your home that surrounds it.

Choose from standard white, light oak or rosewood finishes or your individual colour choice.

You can also choose to have a colour finish on the outside and white inside, or any combination of colours inside and out.





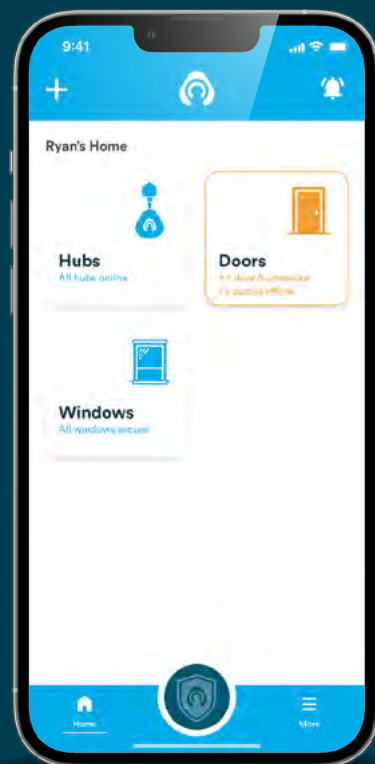


# Be sure it's secure with Kubu Smart Security.

Our range of composite doors are built to work with multi award-winning Kubu Smart Security Sensors. The sensors, which can be purchased independently, are easy to install and are completely concealed within the door frame, so your new door can be Smart while still looking smart.




Kubu monitors the security status of your door in real time and will send you a notification via a dedicated app if it's not secure, giving you the opportunity to put things right. It also links up with Alexa, and other Smart Home products to create actions such as turning your lights on when the door is opened.



## Smart Sensors

Our first-of-its-kind door sensor, fits seamlessly into your door lock that 'Works with Kubu®', remaining completely concealed to maintain the aesthetics of the door, while adding the benefits of Smart technology.



## Smart Sensors

- 🔒 Completely Concealed
- 🔒 Calibration FREE
- 🔒 Locked/Unlocked/Open/Closed/Vented
- 🔒 Tamper Detection Built-In



## Smart Alerts

- 🔒 Instant Status Updates
- 🔒 SureSecure™ Geofence Alerts
- 🔒 Scheduled Notifications
- 🔒 Family Sharing



## Smart Controls

- 🔒 Fully Smart Home Integrated
- 🔒 Works with Most Major Smart-Tech Brands
- 🔒 Controlled with the Kubu® Smart Phone App
- 🔒 Activates Automations at the Turn of a Key



Be Sure It's Secure.





## High-Security Multi-Point Lift-Lever Door Lock, Equipped for Smart Security

Boasting the largest chamfered hooks and centre deadbolt in the UK, this unique combination delivers class leading security, compression performance, and ease of use for doors manufactured from uPVC, timber and modern composite materials.


Designed to work seamlessly with Kubu Smart Security sensors, the Avantis MPL not only provides premium physical security, but industry leading Smart Security too.



## High-Performance Auto-Firing Multi-Point Door Lock, Equipped for Smart Security

Ideal for heritage style doors or those with pull-bar handles, the Avantis MagnaBolt is the only AutoLock on the market developed to work with Kubu Smart Security sensor technology.

Engineered to reduce operating forces to almost zero, the clever combination of self-lubricating polymers, stainless steel, and zinc-coupled with an innovative bolt and keep design, ensures incredibly smooth operation and exceptional security.







@getsnugwindows

[www.getsnug.co.uk](http://www.getsnug.co.uk)