





## Content

What is ECOSlide®?.....	5
Our commitment to sustainability.....	7
ECOSlide® Sash Windows.....	8
ECOSlide® Configurations.....	10
Bay windows.....	12
Arch and swept windows.....	12
Deep Bottom Rail.....	14
Colour and foil options.....	16
Window hardware.....	18
Sash Horns.....	21
Security.....	22
Glazing options.....	24
Ventilation.....	26
Technical Specification.....	28

# Enhance the worth & style of your home



## What is ECOSlide®?

Putting the style back into your home with ECOSlide® will make your home a warmer and more comfortable place to live, saving on your energy bills year on year.

Windows are given energy ratings based on their ability to insulate your home. In response to tightening government regulations on sustainability, ECOSlide® now offers A+ rated energy-efficiency as standard and delivering U Values of just 1.3, ECOSlide® is the perfect choice for balancing timeless style and twenty-first century performance.





 **100%**  
of the post-industrial waste  
is put back into production



## Crafted Elegance with a conscience

### Our commitment to sustainability

Every detail of our sustainable windows is meticulously crafted to reflect sophistication and enduring quality.

Designed for those who seek both elegance and environmental responsibility, our windows blend timeless style with advanced materials, offering an unparalleled experience of luxury that respects the planet.

With precision engineering and an aesthetic rooted in refined simplicity, these windows seamlessly complement any architectural vision while delivering superior energy performance and longevity.

From the finest sustainably sourced materials to bespoke finishes, our windows embody a commitment to both beauty and environmental integrity - ensuring that your home remains as breathtaking as it is responsible.

 **ECOSlide® is made using  
RECYCLED MATERIALS,  
helping to create a more  
sustainable product**

### Environmentally responsible

ECOSlide® windows are not only designed with sustainability in mind but are also packaged responsibly. Post industrial waste material is repurposed to create injection-moulded corner protectors made from recycled materials. These protectors help reduce landfill waste while enabling more efficient packaging, cutting transport requirements by 20% through optimising space for shipment.

### Waste reduction

We also prioritise glass recycling, ensuring that unused glass is processed and reused, reducing raw material consumption and energy use. By repurposing both PVC-U and glass materials that would otherwise end up in landfills, ECOSlide® is contributing to a circular economy. This not only conserves resources but also lowers carbon emissions, promoting a greener, more sustainable future.

## Enhance your home with ECOSlide® PVC-U sash windows


Known for their historical charm and association with sophistication, sash windows are a popular choice, especially for heritage properties, as they maintain a vintage aesthetic while providing modern durability and energy efficiency.

Originating in the 17th century and prominently featured in British architecture, these windows now come in state-of-the-art PVC-U versions that offer advanced functionality and improved performance.

ECOSlide® can be customised to suit various home styles and personal preferences, making them versatile for any setting, from traditional cottages to contemporary homes.

Whether you live in a traditional property or a modern home, ECOSlide® PVC-U sash windows offer an energy efficient and sustainable solution, perfect for like-for like replacements or as an alternative to other window styles.





## Windows to suit your style

### ECOSlide® Configurations

Effortlessly blending style with practicality, ECOSlide® sash windows are designed with both sashes gliding smoothly up and down, allowing you to control ventilation with ease. The balanced load mechanism ensures each sash stays in place wherever you set it, giving you a perfect combination of elegance and convenience every time.

If you're replacing existing sash windows, we can offer a wide choice of styles to match them as closely as possible, and maintain the character of your home.

ECOSlide® PVC-U sash windows are bespoke manufactured to your exact requirements to maintain the charm and appeal of your home.

Other design options are available with internal Georgian bar or external astragal bar detailing, to ensure your new windows are as authentic as possible.





## Bay Windows

ECOSlide® windows can be tailored to beautifully replace bay-style windows, offering a perfect balance of traditional aesthetics and modern performance. Bay sash windows are an elegant feature that adds depth, natural light, and character to any property.

With ECOSlide®, you can maintain the charm of your original design while benefiting from enhanced energy efficiency, smooth operation, and minimal maintenance. Whether it's a sweeping splay bay or a classic box bay, our windows are crafted to deliver timeless style and practicality.

## Arch and swept windows

Arches add a uniqueness to any property, and with ECOSlide®, shaped sash windows can be expertly fabricated to meet your exact specifications. The most common shapes - Gothic, Swept, and True - are detailed below.

**Gothic Arch Windows** - Featuring a pointed arch at the top, these windows exude historic elegance often seen in period properties, churches, and traditional architecture. The dramatic shape makes them a perfect fit for a bold, heritage-inspired look.

**Swept Head Arch Windows** - With a gentle, curved arch at the top, this design creates a softer, more subtle appearance. It's an ideal choice for homeowners seeking a blend of classical beauty and understated elegance.

**True Arch Windows** - These feature a fully rounded arch, embodying timeless grace. Often used in Georgian or Victorian-style homes, they bring symmetry and balance to the overall design.



## Tilt & Easy Clean

ECOSlide® PVC-U sash windows are incredibly low maintenance, requiring only a quick wipe down with a damp cloth to keep them looking as good as new.

The window sashes feature an inward opening tilt facility to allow easy and safe cleaning of the outside frame and glass from inside your home.

This is particularly useful for second storey windows, or windows positioned in hard to reach places, such as above a conservatory.



## Sliding

ECOSlide® PVC-U sash windows primarily function like wooden box sash windows, with both the top and bottom sashes sliding up and down to suit your ventilation requirements.

Convenient and simple to operate, the two sliding sashes within an outer frame work independently of each other on a balanced load mechanism, designed to hold the sash at any height.



## Enhanced Authenticity, Clearly Defined.

### Deep Bottom Rail

The ECOSlide® bottom sash has been expertly redesigned to replicate the timeless proportions of traditional timber windows. Combined with our existing frame and sash system, the deeper profile provides greater visual weight and a more authentic sash appearance – perfect for period properties, conservation areas, and premium installations.

With its classic mortise-and-tenon look, the Deep Bottom Rail brings heritage style to modern performance, making it ideal for conservation projects and heritage-style new builds. This carefully crafted feature ensures that every installation maintains the charm and character of traditional wooden sashes while delivering the durability and low maintenance of PVC-U.



### Weather Bar

Mechanically joined to the bottom sash to help drive rainwater over and off the windowsill. Made-to-measure and colour-matched for a seamless finish.



# Options, Options, Options

## Colour and foil options

Timber box sash windows were always painted, and you can replicate this look with ECOSlide® elegant sashes.

If you want a more natural effect, our Crystal White, Cream, Golden Oak and Irish Oak foils give a realistic woodgrain appearance, mimicking the grained texture and appearance of an original timber window.

ECOSlide® is available in a range of foil options, offering variations in external and internal colour ways to suit any style or preference. Additional foil options include Chartwell Green, Anthracite Grey, Agate Grey, Rosewood, Black/Brown, Cream, Golden Oak, Irish Oak and Matt Grey.

Alternatively, the windows can have an external finish in a colour you like, whilst maintaining a white interior to suit your home's decoration.

## Foils



Crystal White



Agate Grey



Anthracite Grey



Black Brown



Chartwell Green



Cream



Golden Oak



Irish Oak



Rosewood



Matt Grey

## Spraying & Colour Matching

ECOSlide® PVC-U sash windows can be sprayed to match virtually any RAL colour or match with Farrow and Ball, offering full personalisation for a truly bespoke solution tailored to your individual preferences.






## Choose Your Finishing Touches

Add the finishing touches to your new ECOSlide® windows with traditionally-styled vertical slider hardware.

Pole eyes, tilt knobs, sash lifts, camlocks and travel restrictors are available as standard, but we can also offer D handles & inset finger pulls if needed.

All hardware is available in a number of high quality finishes.



### Inset Finger Pulls

Offering a refined alternative to traditional sash lifts, combining discreet functionality with timeless design. Thoughtfully designed for versatility, these inset pulls are ideal for use alongside shutters and blinds.



### D Handle

These optional easy-grip handles can be used in place of pole eyes or sash lifts, and can be fitted externally on the bottom of the top sash for ease of operation.



### Camlocks

Locks both bottom and top sashes firmly in place when the window is fully closed. Key lockable. One sash lock is fitted to windows up to 799mm. Two are fitted on windows 800mm wide and over.



### Sash Lift

Used for opening and closing the bottom sash. One sash lift is fitted to windows up to 479mm wide. Two are fitted on windows 480mm wide and over.



### Travel Restrictors

Provides enhanced security and safety for your vertical sliding sash windows. Used to restrict the opening of the window to just 100mm. Key operated.



### Pole Eyes

Used for opening and closing the top sash. One pole eye is fitted to windows up to 479mm wide. Two are fitted on windows 480mm wide and over.



### Tilt Knobs

Allow inward tilting of the sliding sashes for easy and safe cleaning from inside the home. Two tilt knobs are fitted as standard.



White



Gold



Satin Chrome



Chrome



Black



Black Nickel



Rose Gold



Antique Gold

## Hardware finishes

Complete your sash windows with our range of stunning hardware finishes! From classic white to sleek chrome or timeless antique gold, choose the perfect style to match your home's aesthetic.



Astragal Bars - External



Georgian Bars - Internal

## Attention to detail

Every detail is crafted to mirror the classic look of original timber sash windows, with elegant features like run-through sash horns, astragal or Georgian bars, and both modern or traditionally styled hardware.

### Sash Horns

ECOSlide® windows are available with and without horns, to suit your preference and building style.

Sash window horns are decorative yet functional elements found on traditional timber sash windows, primarily in older buildings. These protruding extensions, typically located at the top and bottom corners of the window frame, were originally designed to strengthen the joint between the frame and the window sash.

Today, they are often seen as a distinctive feature of Georgian, Victorian, and Edwardian windows, adding to their architectural appeal.



# For Your Peace of Mind

## Document Q Window and Secured by Design

If a property was built to comply with Document Q then any replacement glazing will also need to comply.

Ground floor, basement and other easily accessible windows should be secure windows. Secure windows should be manufactured to a design that are shown by test to meet the security requirements of PAS 24: 2022. All easily accessible glazing should contain at least one pane of laminated glass.

ECOSlide® PVC-U sash windows are designed to be extremely safe and secure. High-performance locking systems keep your home safe from potential intruders to give you extra peace of mind. For added security, ECOSlide® is also available in a Secured by Design, a Police backed initiative for safer homes.



For added safety, ECOSlide® offers the option of a 'Fire Egress' window design to provide emergency escape.

## Components

- ECOSlide® High Security Cam Lock
- ECOSlide® High Security Keep
- Zinc Snap Latch
- Spacer - fitted to sash
- Aluminium Support - fits into frame to support snap latches
- Jam Blocks - fit on top of the sash to stop movement
- Aluminium Sash Re-enforcements - fitted as standard in all Document Q windows
- Spiral Balances - For Secured by Design windows only



## Security Bar

ECOSlide® includes anti-jimmy integrated security bar, bespoke and unique to ECOSlide®.

The bar significantly increases security, to help prevent potential intruders using tools or excessive force to try and lever open the bottom sliding sash and gain entry.



## Your Window Your Way


### Glazing Options

As standard, each window is fitted with high-performance, toughened A+ rated double glazed units, ensuring outstanding thermal and security performance. However, for properties with special requirements, solar glass, laminate or acoustic, which has noise reduction qualities, can be specified.

We also offer a range of obscured glass options which is ideal for rooms that require privacy.



Chantilly



Charcoal Sticks



Cotswold



Digital



Everglade



Mayflower



Minster



Satin



Arena C

More options available on request





---

## A Breath of Fresh Air

### ECOSlide® Ventilation

If implemented poorly, trickle vents can ruin the appearance of a window. However, thanks to an ingenious design, ECOSlide's trickle vents are concealed, allowing the product to achieve Part F standards without spoiling its heritage aesthetics. Trickle vents can be fitted in the sash on request.



# Technical Specifications

## Colours

- PVC-U White
- Crystal White
- Agate Grey
- Anthracite Grey
- Black Brown
- Chartwell Green
- Cream
- Golden Oak
- Irish Oak
- Rosewood
- Matt Grey
- Sprayed any Classic RAL or colour match with Farrow and Ball

## Hardware

- Camlocks
- Sash Lift
- Travel Restrictors
- Pole Eyes
- Tilt Knobs
- D Handle (optional)
- Inset Finger Pull (optional)

## Energy Performance

- 1.3 W/m<sup>2</sup>K U Value on std window performance
- 1.2 W/m<sup>2</sup>K U Value
- 1.4 W/m<sup>2</sup>K U Value on Laminated spec

## Security

- PAS 24: 2002 / Document Q
- Secured by Design

## Trickle Vents

- Part F standards without spoiling heritage aesthetics
- Head vents as standard
- Top and bottom sash both open allows for natural ventilation
- Sash vents available on request



	Test Method & Classification Standard	Achieved Max. Test Pressure	Classification
<b>Air Permeability</b>	BS EN 1026:2016 BS EN 12207:2000	600 Pa	4
<b>Water Tightness</b>	BS EN 1027:2000 BS EN 12208:2000	300 Pa	7A
<b>Wind Resistance</b>	BS EN 12211:2016 BS EN 12210:2016	1600 Pa	C4

Classification according to Table 1 of BS 6375-1:2015+A1:2016



**Features & Benefits**

- A+ Window Energy Rated**
- Toughened Glass - Fitted in Top & Bottom Sashes**
- Anti-Jemmy Security Bar**
- Easy Tilt & Clean**
- 10 Year Warranty**
- Sustainably Produced with Recycled PVC-U**
- Tested up to 115mph gusts**
- 8 Hardware Options**
- Deep Bottom Rail**
- Secured by Design**  
Official Police Security Initiative  
Secured by Design & Document Q Compliant





[www.ecoslide.co.uk](http://www.ecoslide.co.uk)

Information contained in this brochure is subject to change for improvements, regulations and legislation. ECOSlide® are not accountable for any errors or misleading information printed within this guide.

Ref: VS-26